

bpi
imagine. what we do.



Experiential
AV and Media
Design



Immersive
Environments



Video and
Audio
Production



Interactive
Media
Production



Kickoff

Main Takeaway: We need to collect data to know if visitors are taking in this important information.

Collaboration is Key

Adventure Main Theater Show Script
Version 3 | 12-10-2021

Notes for this draft:

- Ideal runtime 4-5 minutes
- As in the 2003 version, the screen is divided into two halves: *living room* on the left, *kitchen on the right*.

Characters		
<ul style="list-style-type: none"> • Gina: about 12 years old, spirited, a leader • Jay: about 12 years old, independent, self confident 		
Sc #	Visual / notes	Audio
1. Tease/intro		
101	Gina is in the living room, composing music with a computer and a small MIDI keyboard. She looks intense and happy. Jay is in the kitchen, preparing something (TBD) that does not involve using the stove. Like Gina, he looks intense and happy.	We hear sounds of music being composed (Gina) and kitchen utensils clanging (Jay).
102	Jay keeps on preparing his meal throughout the video, except when he's doing some other action. NOTE: Add goofy visual schtick to Jay's kitchen activities ad lib all through the video: spills, pratfall, whatever.	Jay (to Gina, suddenly realizing): Hey Gina -- y'know the fire safety song is due tomorrow! Gina: Don't I know it! But I think I nailed the song. Jay: Let's hear it. I've got the words we wrote.
103	Jay picks up his lyric sheet and turns toward audience NOTE: We've agreed that we're not using a reggae beat. Jay moves to beat, banging on a pot in rhythm	Jay (to audience): Gina's <i>amazing!</i> Just listen. Gina (plays theme intro, then sings to audience): If you're at home and there's a fire Don't wait. Just get out, stay out, meet up! Jay: Sweet! Keep going. They both sing to audience:

1



What should you do when you hear the smoke alarm?

VO for questions and all options 1 by 1

Once all VO read, cycle through each card getting highlighted one at a time for 1 sec each until choice made

Highlight or make prominent card that is being VO-ed

Get out, stay out, and go to your safe meeting place. **2**

Hide somewhere that the fire and smoke has not reached and wait for help. **1**

The correct answer is to Get out, stay out, and go to your safe meeting place when you hear the smoke alarm.

VO for questions and all options 1 by 1

Get out, stay out and go to your safe meeting place.

Hide somewhere that the fire and smoke has not reached and wait for help.

Grab all your favorite items and get out to meet your family.

I'm still not sure

Challenge

How do we engage 3-10 year olds in learning important content and scientifically measure how much they learned?



Short Experiences

Install Smoke Alarms

a Hallway

b Bedrooms, Dining Room & Hallways

c Bedrooms & Kitchen



Start Over Try Again. Smoke alarms in kitchens may cause false alarms while cooking. You do need smoke alarms in bedrooms. Next



Install Smoke Alarms

a Hallway

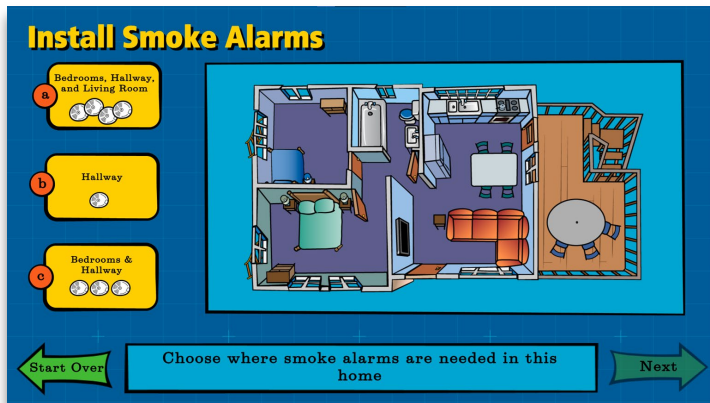
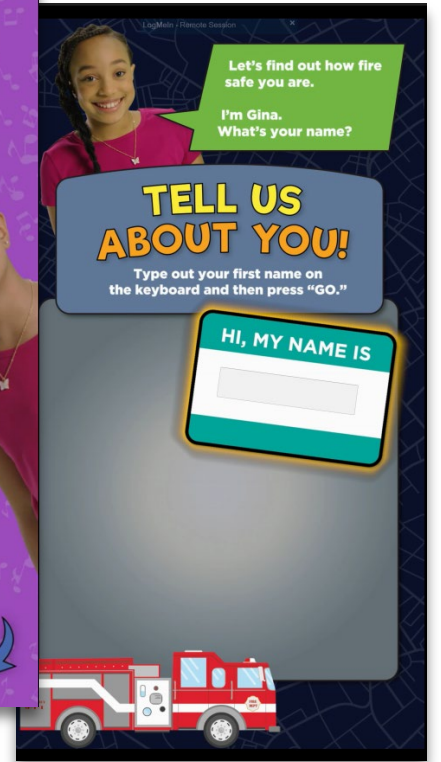
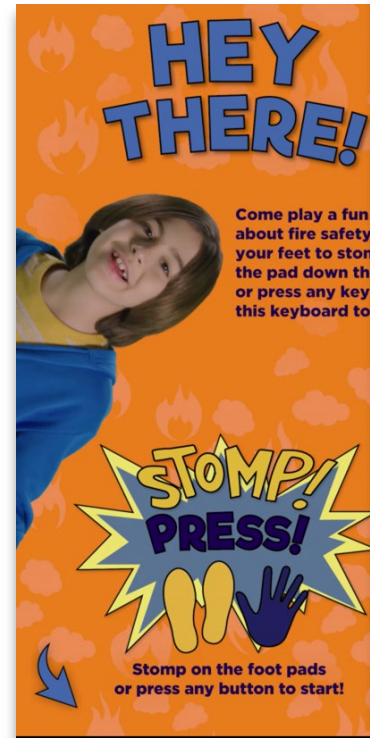
b Bedrooms, Dining Room & Hallways

c Bedrooms & Kitchen



Start Over Correct! Smoke alarms are needed on walls or ceilings of all bedrooms, outside bedrooms in hallways on every level of the home, and in common spaces like the dining room. Tap 'Next' to move on to the next part of your plan. Next

Familiar Voices



Tangible User Interfaces (TUI)



Gesture-based Interaction



Takeaways - QR codes and Texts/Emails



Plan your Escape at Home

Scan the QR code with your phone to open a printable Home Fire Escape Plan online to work on at home. You can also enter your name and email below to receive it from EdVenture.

Name

Email Address



Consistent, Concise, Connected

Log/Main / Remote Session

All the answers to these questions can be found in the fun games here at Dalmatian Station. To unlock your special prize, you need to find the **SECRET CODE** that's in these games.

Once you have the secret code go to our Safe Meeting Place as you leave Dalmatian Station to collect your prize. See you there!

Get out, stay out and go to your safe meeting place.

GET OUT!!

STAY OUT!!

MEET UP!!

What's the correct **secret code**?

Fire Truck Smoke Alarm Pal Fire Extinguisher

Here's your secret code! Remember it to get your special prize at our safe meeting place.
 (Este es tu código secreto! Recuérdalo para obtener tu premio especial en nuestro lugar de reunión seguro.)

Your Safe Meeting Place

Home Fire Escape Plan

Draw 2 ways out of every room in this apartment floorplan.

Escape Plan Checklist

Start Over

Thanks for making a plan!
 Let's compare your answers.

1. Why?
2. Why?
3. Why?

Escape Plan Kit

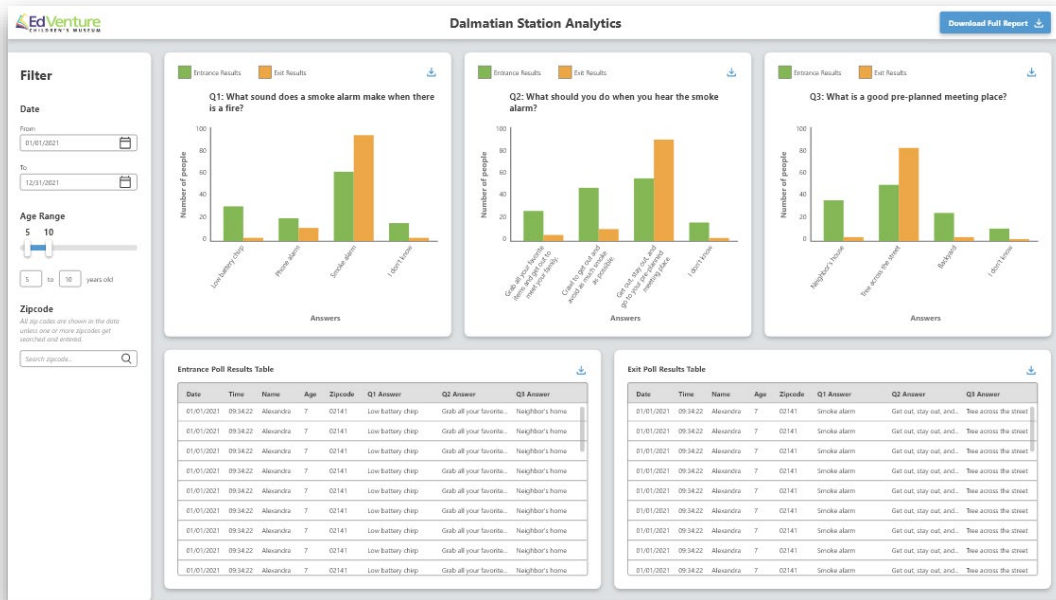
Your secret code is...
 A Smoke Alarm!

Remember it to get your special prize at our Safe Meeting Place outside Dalmatian Station!

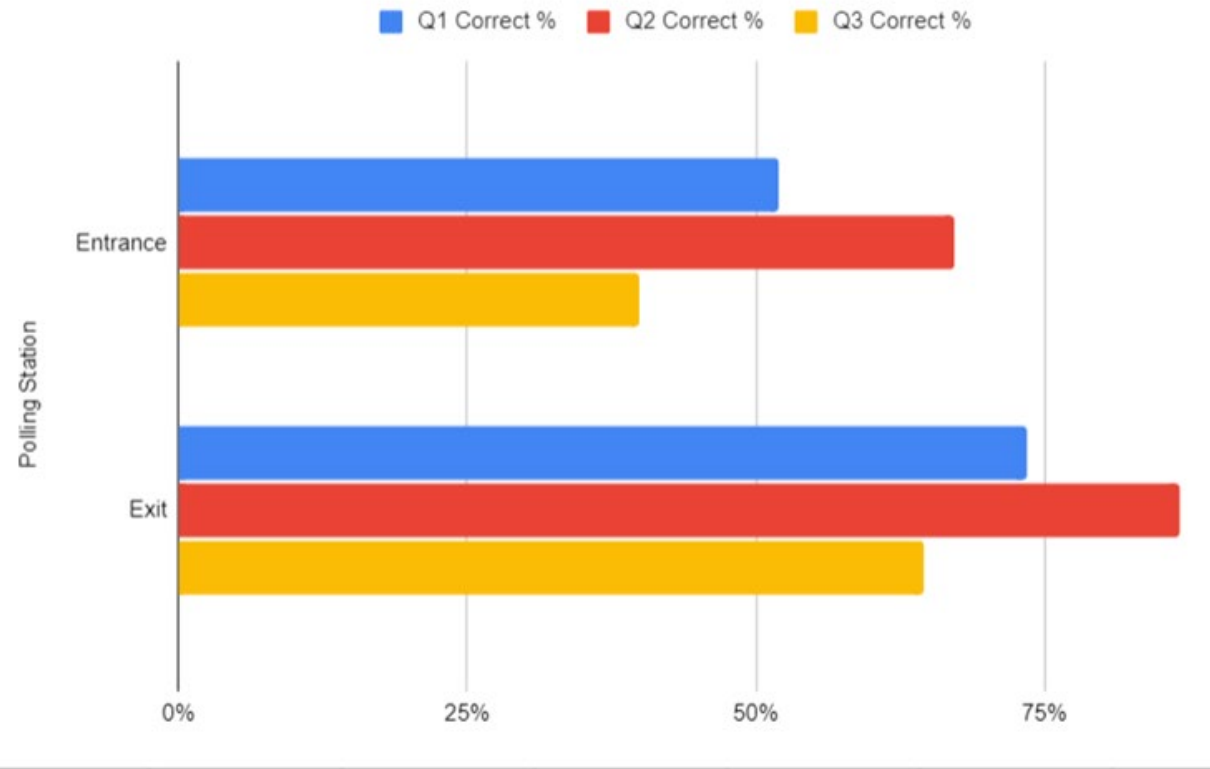
Smoke Alarm

Pa's Seal of Approval

Analytics



Q1 Correct %, Q2 Correct % and Q3 Correct %



Percentage correct for each question answered at each kiosk

Learn More/ QR Codes

To learn more about our presenters and their organizations, these QR codes on the last page of the booklet.



EdVenture's
Instagram



FEMA Fire
Prevention & Safety



Fire Safe SC
Community Risk
Reduction



SC State Fire, Labor
Licensing Regulation



Sound Off Safety Patrol



Boston Productions

Questions?



Please write your questions on the sticky notes provided. We will add the questions, as well as their answers, to the FAQ section on the InterActivity website.